

2021-22 Texas Academic Performance Report (TAPR)

District Name: HURST-EULESS-BEDFORD ISD

Campus Name: RIVER TRAILS EL

Campus Number: 220916123

2022 Accountability Rating: A

Distinction Designations:

Academic Achievement in ELA/Reading

Academic Achievement in Mathematics

Postsecondary Readiness

This page is intentionally blank.

Texas Education Agency
 2021-22 STAAR Performance (TAPR)
 RIVER TRAILS EL (220916123) - HURST-EULESS-BEDFORD ISD - TARRANT COUNTY

	School Year	State	District	Campus	African American	Hispanic	White	American Indian	Asian	Pacific Islander	Two or More Races	Special Ed (Current)	Special Ed (Former)	Continuously Enrolled	Non-Continuously Enrolled	Econ Disadv	93%+ TE (Current & Monitored)
STAAR Performance Rates by Tested Grade, Subject, and Performance Level																	
Grade 3 Reading																	
At Approaches Grade Level or Above	2022	76%	87%	93%	83%	100%	95%	-	100%	*							

Texas Education Agency
2021-22 STAAR Performance (TAPR)
RIVER TRAILS EL (220916123) - HURST-EULESS-BEDFORD ISD - TARRANT COUNTY

School
Year

State

District

Campus

African
American

Hispanic

Texas Education Agency
2021-22 STAAR Performance (TAPR)
RIVER TRAILS EL (220916123) - HURST-EULESS-BEDFORD ISD - TARRANT COUNTY

School Year	State	District	Campus	African American	Hispanic	White	American Indian	Asian	Pacific Islander	Two or More Races						
-------------	-------	----------	--------	------------------	----------	-------	-----------------	-------	------------------	-------------------	--	--	--	--	--	--

Texas Education Agency
 2021-22 STAAR Performance (TAPR)
 RIVER TRAILS EL (220916123) - HURST-EULESS-BEDFORD ISD - TARRANT COUNTY

	School Year	State	District	Campus	African American	Hispanic	White	American Indian	Asian	Pacific Islander	Two or More Races	Special Ed (Current)	Special Ed (Former)	Continuously Enrolled	Non-Continuously Enrolled	Econ Disadv	EB EL (Current & Monitored)
At Masters Grade Level	2022	21%	36%	23%	13%	33%	25%	-	11%	-	14%	0%	*	24%	18%	17%	7%
	2021	20%	27%	24%	18%	19%	23%	*	44%	-	*	0%	-	26%	17%	14%	14%

STAAR14 w d 1 J1 j BT /Tve00 0.000 RG2 j d 0 J0 j 605.95 473.04 0.28 13.1 re B d 1 J1 j d 0 J0 j 646.27 473.04 0.14 13.1 re B

Texas Education Agency
 2021-22 STAAR Performance (TAPR)
 RIVER TRAILS EL (220916123) - HURST-EULESS-BEDFORD ISD - TARRANT COUNTY





School Year	State	District	Campus	African American	Hispanic	White	American Indian	Asian	Pacific Islander	Two or More Races	Special Ed (Current)	Special Ed (Formerly)	Non-Continuously Enrolled	Econ Disadv	EB EL



Texas Education Agency
2021-22 Progress (TAPR)
RIVER TRAILS EL (220916123) - HURST-EULESS-BEDFORD ISD - TARRANT COUNTY

Due to the cancellation of spring 2020 STAAR, 2022 and 2019 progress data are shown.

School Year	State	District	Campus	African American	Hispanic	White	American Indian	Asian										



Texas Education Agency
 2021-22 Bilingual Education/English as a Second Language (Current EB Students/EL) (TAPR)
 RIVER TRAILS EL (220916123) - HURST-EULESS-BEDFORD ISD - TARRANT COUNTY

Due to the cancellation of spring 2020 STAAR, 2022 and 2019 School progress and STAAR progress measure data are shown.

	School Year	State	District	Campus	Total Bilingual Education	BE-Trans Early Exit	BE-Trans Late Exit	BE-Dual Two-Way	BE-Dual One-Way	ALP Bilingual (Exception)	Total ESL	ESL Content-Based	ESL Pull-Out	ALP ESL (Waiver)	EB/EL with Parental Denial	Never EB/EL	Total EB/EL (Current)	Monitored & Former EB/EL
All Grades Mathematics	2022	69%	81%	85%	-	-	-	-	-	-	85%	-	85%	-	*	86%	85%	80%
	2019	70%	76%	80%	-	-	-	-	-	-	69%	-	69%	-	-	-	69%	-

* Indicates results are masked due to small numbers to protect student confidentiality.

- Indicates there are no students in the group.

Blank cell indicates there are no data available in the group.

)
TARRANT COUNTY

	Two or More Races	Special Ed (Current)	Special Ed (Former)	Continu- ous)			







Texas Education Agency
 2021-22 Graduation Profile (TAPR)
 RIVER TRAILS EL (220916123) - HURST-EULESS-BEDFORD ISD - TARRANT COUNTY

	Campus Count	Campus Percent	District Count	State Count
Graduatesf(2020-21 Annual Graduates)				
Total Graduates	-	-	1,633	358,842
By Ethnicity:				
African American	-	-	313	44,018
Hispanic	-	-	500	183,306
White	-	-	544	103,898
American Indian	-	-	11	1,195
Asian	-	-	152	18,030



There is no data for this campus.

Texas Education Agency
2021-22 CCMR-Related Indicators (TAPR)
RIVER TRAILS EL (220916123) - HURST-EULESS-BEDFORD ISD - TARRANT COUNTY

There is no data for this campus.

Texas Education Agency
 2021-22 Student Information (TAPR)
 RIVER TRAILS EL (220916123) - HURST-EULESS-BEDFORD ISD - TARRANT COUNTY

Student Information	Membership				Enrollment			
	Campus		District	State	Campus		District	State
	Count	Percent			Count	Percent		
Total Students	607	100.0%	22,814	5,402,928	611	100.0%	22,874	5,427,370
Students by Grade:								
Early Childhood Education	0	0.0%	0.5%	0.3%	4	0.7%	0.7%	0.4%
Pre-Kindergarten	0	0.0%	3.0%	4.1%	0	0.0%	3.0%	4.1%
Pre-Kindergarten: 3-year Old	0	0.0%	0.0%	0.6%	0	0.0%	0.0%	0.6%
Pre-Kindergarten: 4-year Old	0	0.0%	3.0%	3.5%	0	0.0%	3.0%	3.5%
Kindergarten	83	13.7%	7.6%	6.8%	83	13.6%	7.6%	6.8%
Grade 1	72	11.9%	7.3%	7.1%	72	11.8%	7.3%	7.1%
Grade 2	102	16.8%	7.3%	7.1%	102	16.7%	7.2%	7.1%
Grade 3	86	14.2%	7.3%	7.1%	86	14.1%	7.3%	7.1%
Grade 4	96	15.8%	7.1%	7.1%	96	15.7%	7.1%	7.1%
Grade 5	66	10.9%	7.1%	7.2%	66	10.8%	7.1%	7.2%
Grade 6	102	16.8%	7.5%	7.4%	102	16.7%	7.5%	7.4%
Grade 7	0	0.0%	7.7%	7.7%	0	0.0%	7.7%	7.7%
Grade 8	0	0.0%	7.8%	7.9%	0	0.0%	7.7%	7.8%
Grade 9	0	0.0%	7.7%	8.8%	0	0.0%	7.7%	8.8%
Grade 10	0	0.0%	7.7%	7.6%	0	0.0%	7.7%	7.5%
Grade 11	0	0.0%	7.2%	7.2%	0	0.0%	7.2%	7.2%
Grade 12	0	0.0%	7.0%	6.7%	0	0.0%	7.0%	6.7%
Ethnic Distribution:								
African American	80	13.2%	21.3%	12.8%	80	13.1%	21.3%	12.8%
Hispanic	122	20.1%						

Texas Education Agency
 2021-22 Student Information (TAPR)
 RIVER TRAILS EL (220916123) - HURST-EULESS-BEDFORD ISD - TARRANT COUNTY


Student Information	Membership				Enrollment			
	Campus		District	State	Campus		District	State
	Count	Percent			Count	Percent		
Students w/ Dyslexia	33	5.4%	5.3%	5.0%	33	5.4%	5.3%	5.0%
Foster Care	1	0.2%	0.1%	0.3%	1	0.2%	0.1%	0.3%
Homeless	7	1.2%	2.5%	1.1%	7	1.1%	2.4%	1.1%
Immigrant	30	4.9%	3.8%	2.0%	30	4.9%	3.8%	2.0%
Migrant	0	0.0%	0.0%	0.3%	0	0.0%	0.0%	0.3%
Title I	607	100.0%	47.2%	64.3%	611	100.0%	47.2%	64.3%
Military Connected	21	3.5%	2.3%	3.3%	21	3.4%	2.2%	3.3%
At-Risk	298	49.1%	51.6%	53.5%	299	48.9%	51.5%	53.5%
Students by Instructional Program:								
Bilingual/ESL Education	153	25.2%	18.8%	21.9%	153	25.0%	18.7%	21.8%
Career and Technical Education	0	0.0%	27.1%	25.8%				
Career and Technical Education (9-12 grades only)	0	0.0%	68.2%	71.0%				
Gifted and Talented Education	32	5.3%	6.6%	8.0%	32	5.2%	6.6%	8.0%
Special Education	50	8.2%	11.6%	11.6%	54	8.8%	11.8%	11.7%
Students with Disabilities by Type of Primary Disability:								
Total Students with Disabilities	50							
By Type of Primary Disability								
Students with Intellectual Disabilities	15	30.0%	38.5%	43.0%				
Students with Physical Disabilities	23	46.0%	21.2%	20.8%				
Students with Autism	7	14.0%	19.7%	14.7%				
Students with Behavioral Disabilities	5	10.0%	19.4%	20.0%				
Students with Non-Categorical Early Childhood	0	0.0%	1.2%	1.5%				
Mobility (2020-21):								
Total Mobile Students	72	12.5%	15.0%	13.6%				

Texas Education Agency
 2021-22 Student Information (TAPR)
 RIVER TRAILS EL (220916123) - HURST-EULESS-BEDFORD ISD - TARRANT COUNTY

Student Information	--Non-Special Education Rates--			--Special Education Rates--		
	Campus	District	State	Campus	District	State

Texas Education Agency
 2021-22 Staff Information (TAPR)
 RIVER TRAILS EL (220916123) - HURST-EULESS-BEDFORD ISD - TARRANT COUNTY

Staff Information	----- Campus -----		District	State
	Count/Average	Percent		
Total Staff	48.8	100.0%	100.0%	100.0%
Professional Staff:	44.8	91.8%	67.7%	64.1%
Teachers	35.9	73.7%	53.3%	49.3%
Professional Support	6.8	14.0%	10.5%	10.7%
Campus Administration (School Leadership)	2.0	4.1%	2.8%	2.9%
Educational Aides:	4.0	8.2%	8.7%	11.1%



Texas Education Agency
2021-22 Staff Information (TAPR)
RIVER TRAILS EL (220916123) - HURST-EULESS-BEDFORD ISD - TARRANT COUNTY

Texas Education Agency
2021-22 Staff Information (TAPR)
RIVER TRAILS EL (220916123) - HURST-EULESS-BEDFORD ISD - TARRANT COUNTY

- Indicates there is no data for the item.
- * Indicates results are masked due to small numbers.
- ** When only one student disability or assessment group is masked, then the second smallest student disability or assessment group is masked regardless of size.
- n/a Indicates data reporting is not applicable for this group.
- ? Indicates that the data for this item were statistically improbable or were reported outside a reasonable range.

Link to: [PEIMS Financial Standard Reports 2020-21 Financial Actual Report](#)
(To open link in a new windowS EL (220916123) s318.01t